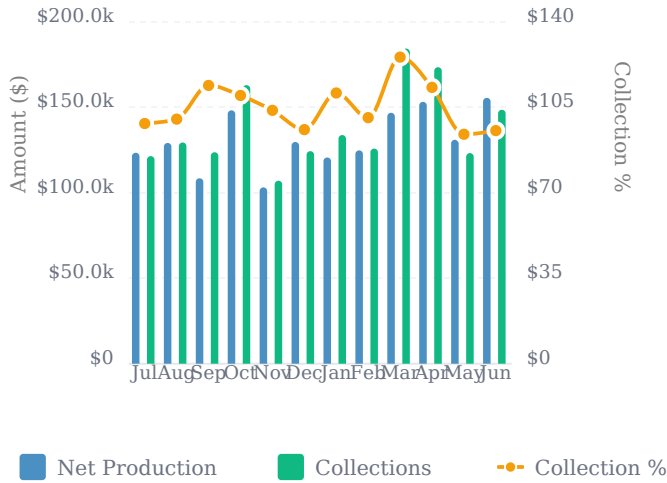


June 2026 (12-month trailing)

Production & Collections



Key Metrics

Net Per Day
\$8,644

Net Per Patient
\$335

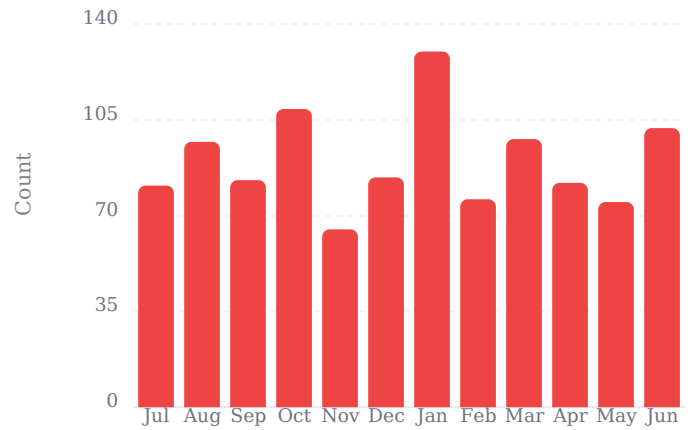
Net Per Appointment
\$311

Net Per Hour
\$1,073

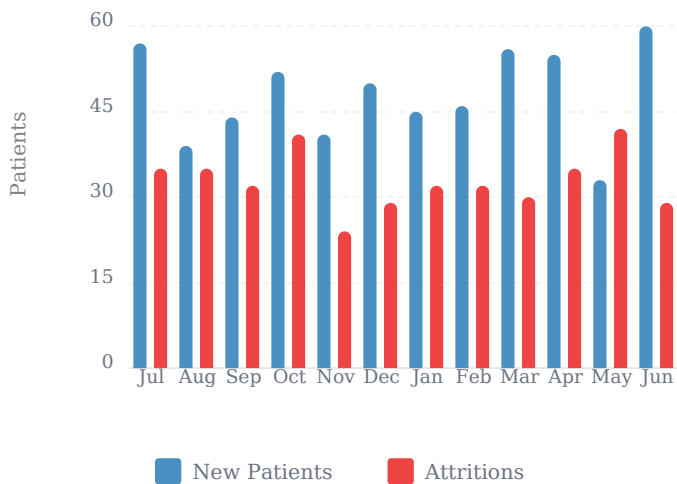
Key Metrics

Net Per Day
\$8,644

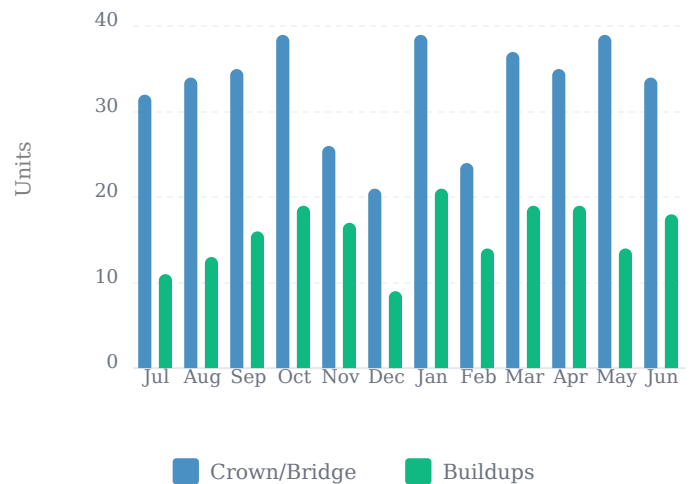
Broken Appointments



New Patients & Attrition



Restorative Trends



Demo Dental Practice – KPI Report

June 2026 (12-month trailing)

Key Metrics

Dentist Gross Production

\$177,380

Hygiene Net Production

\$40,011

Key Metrics

Hygiene Patients

251

Prophy Count

194

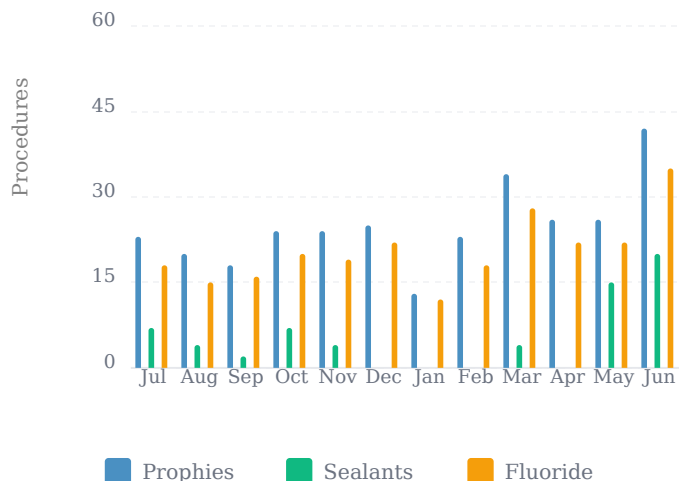
Sealant Count

27

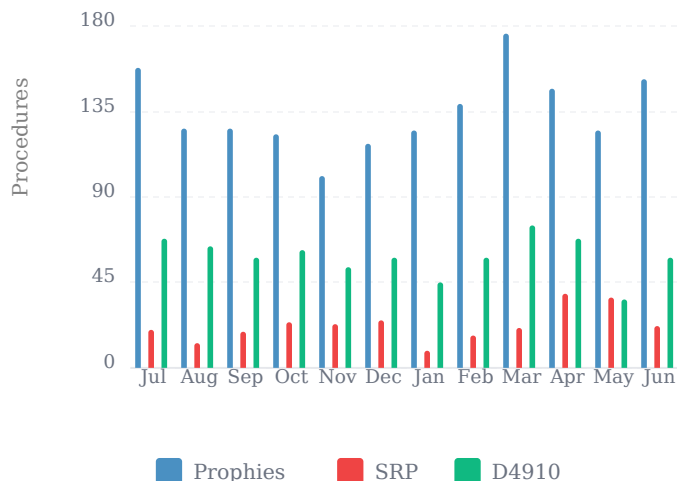
SRP Count

22

Hygiene – Under 18



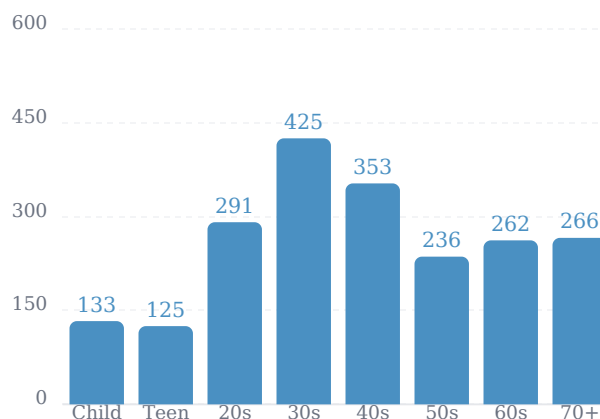
Hygiene – Adult



Top Procedures

Code	Description	Last Month	Avg/Mo
D2740	AllCerCrn	\$33,107	\$27,050
D1110	Pro	\$13,201	\$12,149
D8090	CompOrthoAdlt	\$12,400	\$1,339
D2392	C2(P)	\$10,208	\$9,152
D4910	PerioMaint	\$7,803	\$7,756
D0120	PerEx	\$7,739	\$7,536
D2391	C1(P)	\$7,139	\$5,279
D1206	FI	\$5,493	\$4,600
D2950	BU	\$5,138	\$3,545
D0210	FMX	\$4,756	\$3,778

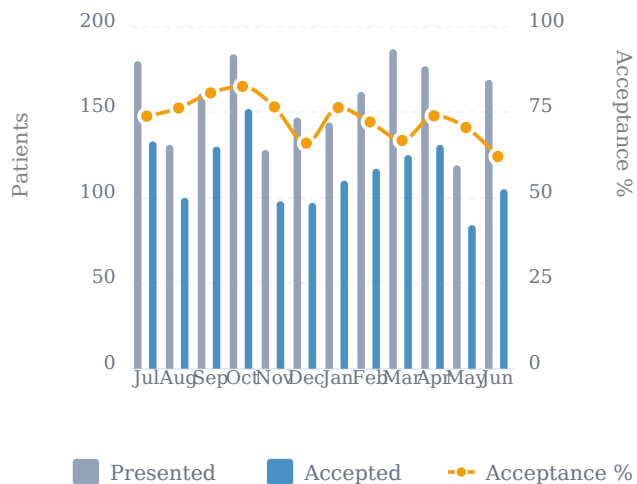
Patients by Age



Demo Dental Practice – KPI Report

June 2026 (12-month trailing)

Case Acceptance



Accounts Receivable Aging

As of Jun 8, 2026

0-30	31-60	61-90	90+	Total AR
\$52,264	\$20,648	\$4,034	\$12,630	\$89,577

Provider Net Production

Provider	Type	Net Production
CGulgowski	Dentist	\$599,962
MConnelly	Dentist	\$566,873
AZemlak	Hygienist	\$202,480
DBatz	Hygienist	\$190,386
KLynch	Hygienist	\$18,752
ASchultz	Hygienist	\$539

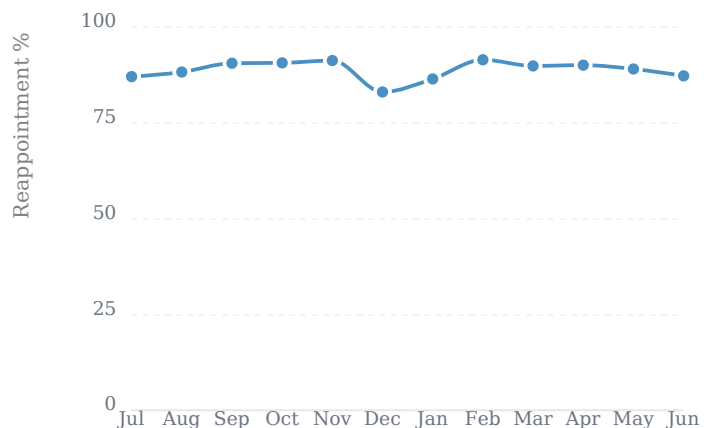
Case Acceptance by Provider

Provider	Presented	Accepted	Rate
Augustus	\$50,679	\$42,694	84.2%
Dina	\$43,757	\$36,556	83.5%
Keenan	\$6,543	\$5,123	78.3%
Claudine	\$1,647,238	\$731,833	44.4%
Marcel	\$1,793,349	\$555,603	31%

Reappointment by Provider

Provider	Seen	ReApptd	Rate
Augustus	102	94	92.2%
Dina	104	93	89.4%
Claudine	120	106	88.3%
Keenan	67	59	88.1%
Marcel	93	73	78.5%
Practice	486	425	87.4%

Reappointment Rate



Demo Dental Practice – KPI Report

Thu, Jul 9, 2026

June 2026 (12-month trailing)

Practice Totals

Month	Gross	Net	Income	Col%	NPs	Attr	Acpt%	ReAppt%
Jul 2025	\$225,287	\$123,457	\$121,501	98.4%	57	35	73.9%	87.1%
Aug 2025	\$211,622	\$129,188	\$129,452	100.2%	39	35	76.3%	88.3%
Sep 2025	\$201,993	\$108,516	\$123,754	114%	44	32	80.7%	90.6%
Oct 2025	\$252,665	\$148,274	\$163,022	109.9%	52	41	82.6%	90.7%
Nov 2025	\$183,819	\$103,186	\$107,087	103.8%	41	24	76.6%	91.3%
Dec 2025	\$199,608	\$129,759	\$124,397	95.9%	50	29	66%	83.1%
Jan 2026	\$207,033	\$120,689	\$133,817	110.9%	45	32	76.4%	86.5%
Feb 2026	\$206,713	\$124,848	\$125,887	100.8%	46	32	72.2%	91.5%
Mar 2026	\$258,753	\$146,836	\$184,437	125.6%	56	30	66.8%	89.9%
Apr 2026	\$250,031	\$153,252	\$173,520	113.2%	55	35	74%	90.1%
May 2026	\$210,057	\$131,059	\$123,259	94%	33	42	70.6%	89.1%
Jun 2026	\$248,551	\$155,591	\$148,596	95.5%	60	29	62.1%	87.3%